

MOKAP
interiors

TOP TEN IDEAS FOR

Creating the Ideal Living Space



Table of Contents

3	Introduction	19	Choose a Good Type of Artificial Light
5	How to Begin	21	Preference for Natural Materials
7	Utilizing Space	23	Leather
9	Open Spaces	25	Floors
11	Balancing Colors	27	Arts & Crafts
13	Incorporating Sunlight	29	A Touch of Green
15	Furniture: Antique, Modern or Bespoke	31	Final Thoughts
17	Quality		

CHAPTER ONE

INTRODUCTION

Introduction



This eBook is designed to help you, whether you are a beginner or have experience in design, to create the perfect living space. We want to help you reinvent the spaces in your home. No matter if you want to design something for your primary residence, your vacation home or your yacht, this guide will help you do that.

We can help you with that kitchen, bedroom, office or other room in your house not only to provide functionality but to also reflect the essence of your personal vision and imaginativeness.

Take the time to review and reflect on what is contained herein. Our aim is to assist you and make it easier for you to create that ideal living space in your home.

CHAPTER TWO

HOW TO BEGIN



How to Begin



Establishing the perfect living space can be an enjoyable experience, but you may begin to feel overwhelmed by the number of options. Taking the first step in creating the ideal living space can be quite challenging if you are unsure of what you want or what would look best in the room. Even starting to plan such a task can be exhausting and stressful for a first-time designer.

Luckily, there are many readily available tools for organizing a living space that you can use. By following some basic rules of design, you can shape the functionality of the space and create a space as you envisioned it.

If you feel at a loss on where to begin your interior-designing journey, you can just follow this guide which contains some helpful hints and ideas on how to turn a dull room into your ideal living space.

CHAPTER THREE

UTILIZING SPACE



Utilizing Space



When you first decide to design a new room layout, the process can appear overwhelming. The first thing you should do is relax, stand by the entrance to the room, take a step back, drink it all in, and soon the ideas will start to flow. The feeling you get, how a room "speaks" to you, is the most critical part of developing a concept for the space.

The options can seem endless, but evaluating the structure of the space help. Concentrate on smaller details like ceiling size, or how the walls are framed, once you have an idea of the overall design you would like to use.

Some structures may also be more conducive to different types of furnishing, or even artwork. Since this is the preliminary stage, allow yourself sometime to dream about what you want from the space, what you want it to exude when someone sees it.

CHAPTER FOUR

OPEN SPACES

Open Spaces



Although the functionality of a room may be very apparent to you immediately, do not let this define its potential. The idea of open mind is vital, because these are the beginning steps for designing your future home.

Imagine each room as a clean slate, and forget about what it was used for in the past. By doing this, you can frame each aspect of the room in your mind and not be constrained by preconceived concepts of how the room should look.

CHAPTER FIVE

BALANCING COLORS



Balancing Colors



Entirely white walls are supposedly passé today though nothing should be off-limits when you imagine your perfect space. If you wish to create a comfortable living space with a little more flare, blend a warmer white with natural colors, such as lighter shades of nude, gray, and dove color to create subtle dimension and contrast. Simple shades of caramel or blue can add a pop of color to your walls, and can affect how the light reflects in the space.

If you want to use white despite today's artistic, social conventions, another option is to paint a white color on the wall, and add your own details overtop. Hand-painted custom decorations can make a room stand out due to its originality and unique qualities.

Gold and metallic painted detailing can provide elegance to the walls if you are seeking to impress; gold foil is one of the most beautiful details and provides a gorgeous setting for the space.

CHAPTER SIX

INCORPORATING SUNLIGHT



Incorporating Sunlight

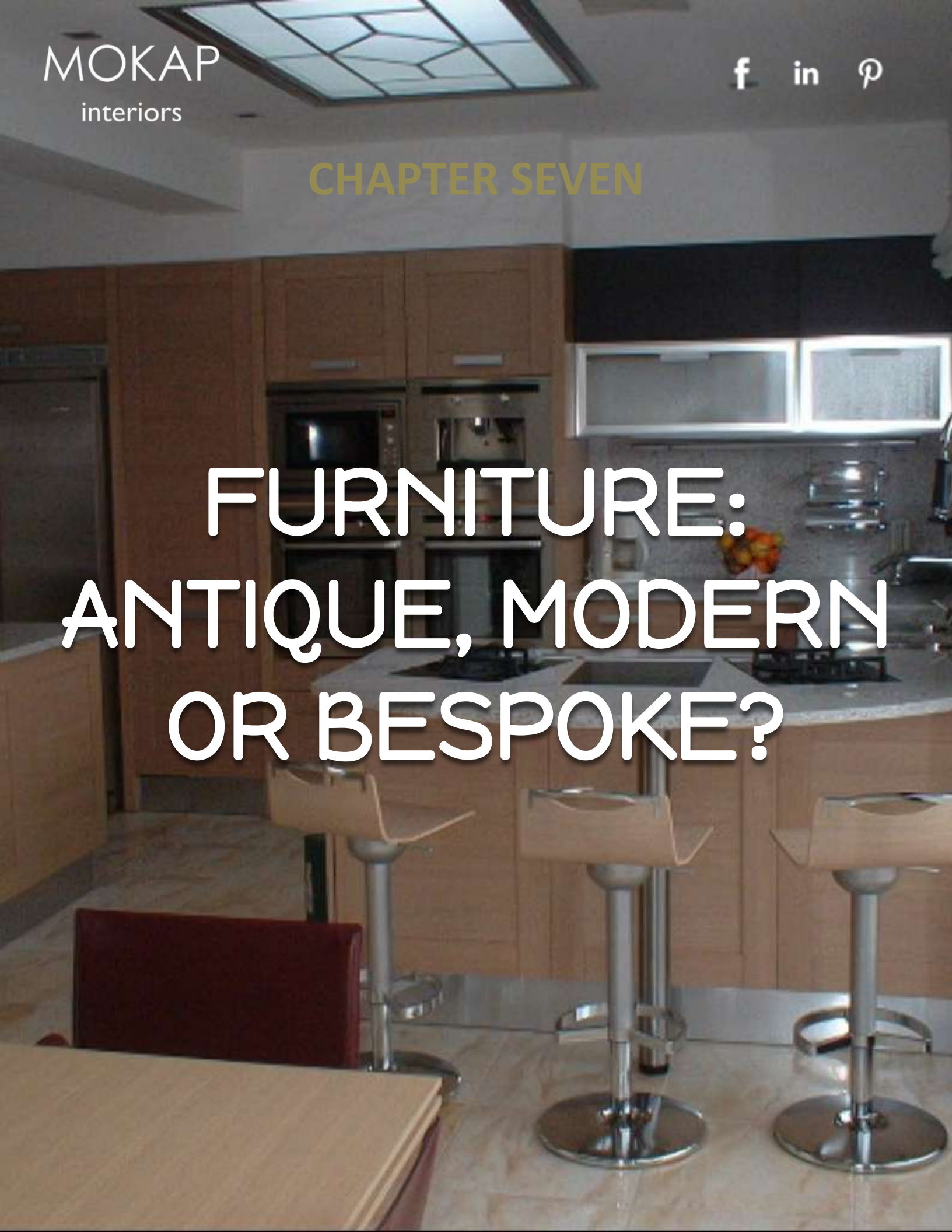


Natural light can create a comfortable living space and also cut energy costs. Having large or wide windows in the space is extremely conducive for sunshine, but if you have a room with smaller or fewer windows, natural light can still be put to good use.


Not all homes are constructed with windows in all spaces, so retain a cautious approach to any materials that will cover windows. Curtains are a nice touch, but heavier curtains may hinder sunlight. To make the best use of sunlight in rooms with smaller windows, using light, nearly transparent curtains are the best option.

CHAPTER SEVEN

FURNITURE: ANTIQUE, MODERN OR BESPOKE?



Furniture: Antique, Modern or Bespoke?



Thinking about your choice of furniture is one of the most important parts of your interior design plans. Furniture plays a significant role in the character of the space.

Start by choosing objects that suit the functionality of the space and design concept. Do not focus on completely filling the space, but rather focus on what will please you aesthetically and practically. Furnishing ideas need to tie into the function of the room, yet still maintain the ambiance and tone you are attempting to create.

The perfect furniture is a balance of taste and practicality, which can be challenging. Furniture encrusted with layers of paint or sparkling gemstones is not necessarily the right choice. You need to find furniture that is the right color and shape to match your concept.

Do not choose pieces such as a large couch if the space is small, or use lots of lamps if there already is natural light. Consider the compatibility of the piece to the room.

CHAPTER EIGHT

QUALITY



Quality



Do not forget about quality. For example, you can never go wrong if you use the higher-quality Italian brands for your kitchen and living areas. Italian design has a well-deserved, world-wide reputation for class.

Your furniture will play a direct role in not only the aesthetics of the space but also in how comfortable you feel using it. Tasteful Italian brands can make the difference in creating a mediocre area and one that radiates quality and class.

CHAPTER NINE

CHOOSE A GOOD
TYPE OF ARTIFICIAL
LIGHT



Choose a Good Type of Artificial Light



Most spaces, if not all, need artificial light. There are plenty of choices available on the market. For example, LED technology is a good investment for a number of reasons. The quality of the light given off is better than standard electric lamps. The light is pleasing to the eyes and to the mind.

Artificial light can also be used to highlight a beautiful piece of art or sculpture in the space. In fact, sculptures are usually emphasized nicely through the use of artificial light as the light can be placed directly above or under the piece, creating a very pleasing effect.

Dimmer switches have grown increasingly popular and work well in many spaces. They offer you a way to quickly change the mood by brightening the space to make it seem more inviting or darkening it for a more intimate feel.

CHAPTER TEN

PREFERENCE FOR NATURAL MATERIALS?



Preference for Natural Materials?




Of all the natural materials that can be used, wood remains the most versatile. You can use it on floors, furniture or even walls. Wooden floors add a nice touch to a space and they are easy to maintain as well. For example, a mixture of oak or cedar with natural stone lends great character for multiple spaces, including bathrooms and kitchens. Marble is an excellent material to use if you are looking for a touch of elegance. This exquisite material comes in many types and compliments spaces very well with its exceptional hues and texture. Counter tops are not the only place to utilize this material. You can get very creative by using marble for floors and columns.

CHAPTER ELEVEN

LEATHER



Leather



Italian leather always adds class to a space. The crafting and quality of the leather used by Italian manufacturers is among the best available.

Many types of furniture are made from leather. Italian leather can be used too on the tops or sides of different furnishing or even mantles or shelves, but first of all for sofas, bed heads, chairs and more.

CHAPTER TWELVE

FLOORS



Floors



The right type of flooring is another detail you do not want to overlook. Remember that floor stains and spills can be messy to clean up and should definitely be something to consider when choosing floor materials. Also, be cautious of the wear of certain materials over time, because not all of them may age gracefully and could alter the look of the room as a unit over time. Carpet is a standard option for many spaces, and varies in color and thickness, but can be difficult to clean and expensive to maintain. Carpets can also become permanently stained, which is something to keep in mind when choosing appropriate flooring. Wooden floors are some of the easiest to maintain and clean. Wood comes in a variety of colors and textures from rich, dark, and smooth to creamier, lighter, and grainier.

Wooden floors create striking contrasts with lighter materials in kitchens, but if the floors and cabinets are similar colors, a peaceful balance is achieved. This material is also very durable and can hold heavy furnishings very well. Remember to maintain your wooden floors as, over time, a gleaming wooden floor can become dull without proper care. For bathrooms, tile is the regular choice but it comes creative in forms that look like natural stone or wood. Italian ceramic tile is constructed with more texture than typical wall tile to prevent you from slipping and falling. If your dream is to feel like you are inside of a spa, choose real, natural stone. You can find large panels of it and it comes in a multitude of colors, textures and waterproof finish. Vinyl flooring is also an inexpensive solution and provides resistance to stains.

CHAPTER THIRTEEN

ARTS & CRAFTS

A close-up, low-angle shot of a paint palette. The palette is made of a light-colored material, possibly wood or plastic, and is covered with various colors of paint. The colors include shades of orange, red, yellow, and white. The paint is applied in a way that creates a sense of movement and texture. The background is dark and out of focus.

Arts & Crafts



Besides furniture and lighting, the smaller details can make a big difference in a space. Every space needs originality and individuality to set it apart from others. Incorporating art into the space can play an important role in shaping its character, depending on the piece. Sometimes multiple pieces are needed to balance the look, whereas a large, colorful work may complete the desired harmony. Custom works like paintings and big panels can add life to white walls. Mirrors can draw attention to the space as well.

Glass fusing plates are great pieces to display because they play with light and can be explicitly changed for the season, and they can place emphasis on the design of a unique furnishing. Soft handmade blankets and pillows typically accompany a large sofa and accent the color of the furnishing.

The placements of these items all play a significant role in how they highlight the space. Colors, weight, and size all represent different facets of the piece and it may not be right for the room, so strongly consider the best placement of a piece before finalizing the decision.

Do not forget to consider Italian or other elegant handicrafts to add a touch of grace to your rooms as they are considered art also.

CHAPTER FOURTEEN

A TOUCH OF GREEN

A Touch of Green



Plants provide a sense of relaxation, tranquility, and happiness to a room. It is easy to grow plants just about anywhere as long as they are placed near natural light, watered, and nutrients added to the soil on occasion.

It is not necessary to grow an entire garden in a room, but some plants are proven to be helpful to lower stress levels. They can also remove pollutants from the air, which can be very useful for those who have severe allergies. There are hundreds of plant types – from ornate flowers to purifying plants - and many plants that are purchased for purely household reasons are known to be powerful purifiers.

English ivy is considered the best air-filtering plant because it absorbs formaldehyde very well. The philodendron is another plant that requires little maintenance and sprouts decorative vines. These plants last for long amounts of time and absorb formaldehyde very efficiently, like English ivy. The spider plant is another houseplant that does not require high maintenance and is known for fighting carbon monoxide, formaldehyde, and benzene.

If you are not interested in the purifying aspect of certain plants, buy what pleases you. Some plants are elegant and add a nice ambiance to a room even if they do not have any purifying qualities. For example, orchids and succulents like cacti are two popular plants that are easy to care for and add a nice touch to a room.

MOKAP
interiors

f in p

CHAPTER FIFTEEN

FINAL THOUGHTS



Final Thoughts

For many, interior design is compatible with crafting a masterpiece because it takes a delicate touch and an individual perspective. Working to develop a comfortable living space graced with furnishings, artwork, and colorful walls can be quite challenging regardless of the room's functionality. However, your ideal space is not unattainable. Take plenty of time to think about what you want to do.

Take advantage of some of the ideas presented here and let them help you organize your thoughts to create a final blueprint perfectly suited to your home. Wall colors, floor plans, lights, and artwork all represent necessary pieces that can come together to form a cohesive living space. Some are designed with a modern touch while others convey a mere reflection of antiquity in its finest stage.

The general idea of interior design is not to intimidate but rather to offer the designer an opportunity to breathe life into a drab living space and create something uniquely his or her own.

Do not be afraid to take risks. Worry about satisfying yourself, no one else! If you follow these tips, your masterpiece of design will provide you with many years of happiness and comfort.

And ... if you think we can help, we would welcome the opportunity to have a conversation with you about your design ideas. We have years of experience and would love to put that experience to good use to assist you in designing your dream space.



LAURA FERRARIO

+39 347 7420891

info@mokapinteriors.com

mokapinteriors.com

GABRIELE PAVANELLO

+ 39 346 1017183

info@mokapinteriors.com

mokapinteriors.com



MOKAP interiors

Address:

Meda

Monza e Brianza

ITALIA